

Frequencies

Notes

Output Created		20-FEB-2023 13:26:39
Comments		
Input	Data	C:\Users\ayesh\OneDrive\Desktop\2023-02-18-Survey-analysis.sav
	Active Dataset	DataSet1
	Filter	<none>
	Weight	<none>
	Split File	<none>
	N of Rows in Working Data File	28
Missing Value Handling	Definition of Missing	User-defined missing values are treated as missing.
	Cases Used	Statistics are based on all cases with valid data.

Notes

Syntax

FREQUENCIES
 VARIABLES=Q2_1_knowledge_issues_health_immigrants
 Q2_2_understand_social_environment_impact_health
 Q2_3_barriers_healthcare_low_resource
 Q2_4_cultural_context_influences_perceptions
 Q2_5_describe_ontario_health_system_effect
 Q2_6_roles_relationships_entities_influencing
 Q2_7_skills_policy
 Q2_8_skills_create_opportunities_federal
 Q2_9_skills_create_opportunities_provincial
 Q2_10_skills_create_opportunities_municipal
 Q2_11_skills_create_opportunities_organizational
 Q2_12_develop_approaches_access_communities
 Q2_13_demonstrate_diplomacy_trust
 Q2_14_skills_build_coalitions
 Q2_15_cocreate_strategies
 Q2_16_skills_communication
 Q2_17_skills_knowledge_brokering
 Q2_18_exhibit_interprofessional_values
 Q2_19_apply_leadership_practice
 Q2_20_implement_strategies_engage_populations
 Q2_21_conduct_community_health_assessment
 Q2_22_plan_implement_evaluate_program
 /STATISTICS=RANGE
 MEDIAN MODE
 /BARCHART PERCENT
 /ORDER=VARIABLE.

Notes

Resources	Processor Time	00:00:09.33
	Elapsed Time	00:00:04.66

[DataSet1] C:\Users\ayesh\OneDrive\Desktop\2023-02-18-Survey-analysis.sav

Knowledge about issues that affect the health of immigrants/newcomers (e.g., major causes of disease and death) via credible sources (e.g., professional bodies, peer-reviewed research)

Statistics

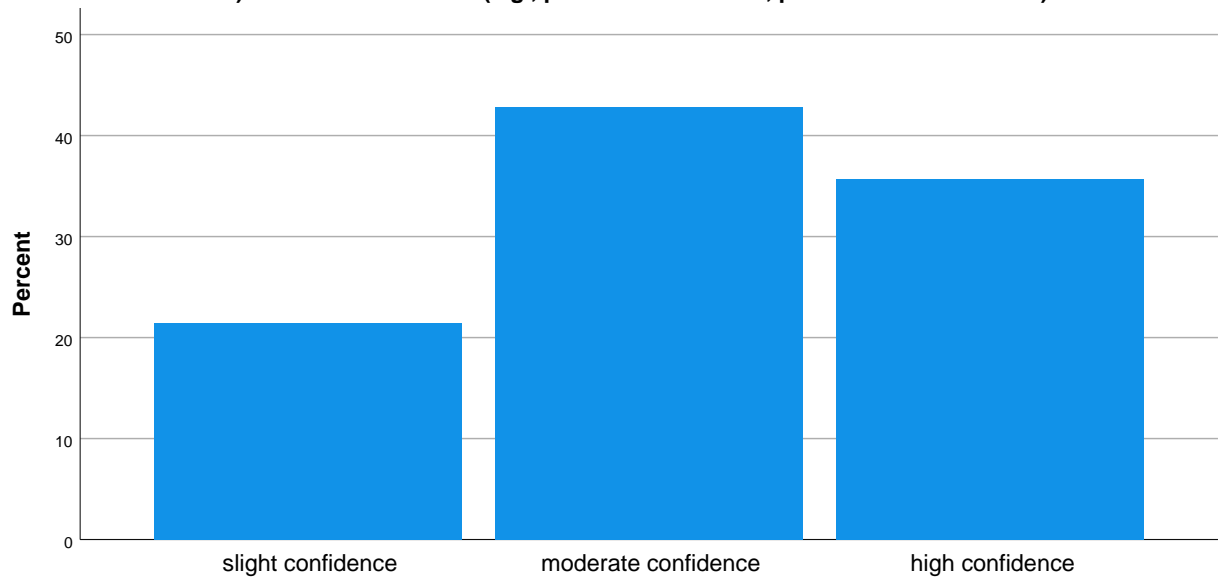
Knowledge about issues that affect the health of immigrants/newcomers (e.g., major causes of disease and death) via credible sources

N	Valid	28
	Missing	0
Median		2.00
Mode		2
Range		2

Knowledge about issues that affect the health of immigrants/newcomers (e.g., major causes of disease and death) via credible sources (e.g., professional bodies, peer-reviewed research)

	N	%
slight confidence	6	21.4%
moderate confidence	12	42.9%
high confidence	10	35.7%

Knowledge about issues that affect the health of immigrants/newcomers (e.g., major causes of disease and death) via credible sources (e.g., professional bodies, peer-reviewed research)



Knowledge about issues that affect the health of immigrants/newcomers (e.g., major causes of disease and death) via credible sources (e.g., professional bodies, peer-reviewed research)

Understand major social and economic environmental factors that impact access to and quality of health services within your community (e.g., education, income, social support, physical environment) and how these factors can influence immigrant health

Statistics

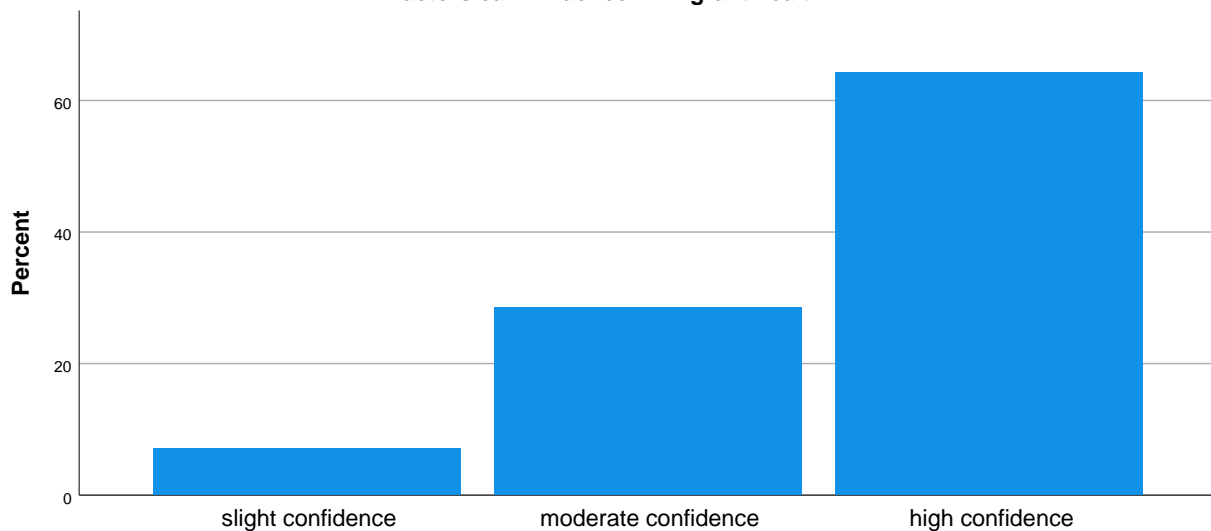
Understand major social and economic environmental factors that impact access to and quality of health services within your community

N	Valid	28
	Missing	0
Median		3.00
Mode		3
Range		2

Understand major social and economic environmental factors that impact access to and quality of health services within your community (e.g., education, income, social support, physical environment) and how these factors can influence immigrant health

	N	%
slight confidence	2	7.1%
moderate confidence	8	28.6%
high confidence	18	64.3%

Understand major social and economic environmental factors that impact access to and quality of health services within your community (e.g., education, income, social support, physical environment) and how these factors can influence immigrant health



Understand major social and economic environmental factors that impact access to and quality of health services within your community (e.g., education, income, social support, physical environment) and how these factors can influence immigrant health

Articulate barriers to healthcare in low-resource settings locally and describe factors that contribute to this, and strategies to address this problem

Statistics

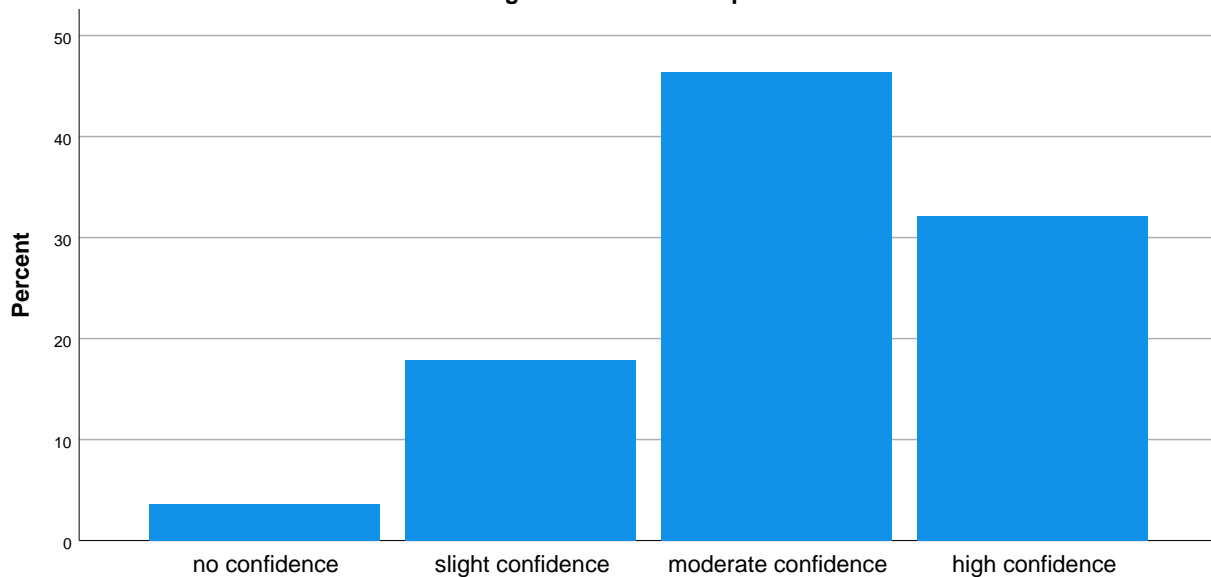
Articulate barriers to healthcare in low-resource settings locally and describe factors that contribute to this, and strategies to address th

N	Valid	28
	Missing	0
Median		2.00
Mode		2
Range		3

Articulate barriers to healthcare in low-resource settings locally and describe factors that contribute to this, and strategies to address this problem

	N	%
no confidence	1	3.6%
slight confidence	5	17.9%
moderate confidence	13	46.4%
high confidence	9	32.1%

Articulate barriers to healthcare in low-resource settings locally and describe factors that contribute to this, and strategies to address this problem



Articulate barriers to healthcare in low-resource settings locally and describe factors that contribute to this, and strategies to address this problem

Describe how cultural context influences perceptions of health and disease

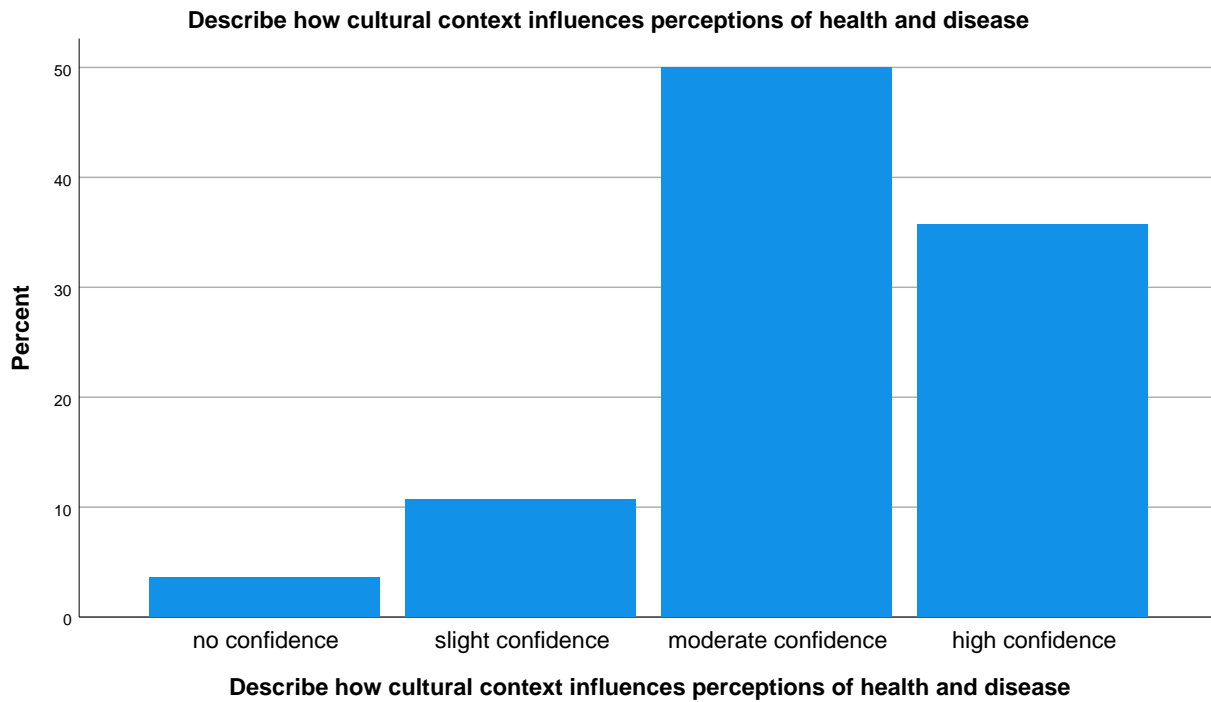
Statistics

Describe how cultural context influences perceptions of health and disease

N	Valid	28
	Missing	0
Median		2.00
Mode		2
Range		3

Describe how cultural context influences perceptions of health and disease

	N	%
no confidence	1	3.6%
slight confidence	3	10.7%
moderate confidence	14	50.0%
high confidence	10	35.7%



Describe the Ontario health system and its policies and effects on provision of healthcare for immigrants

Statistics

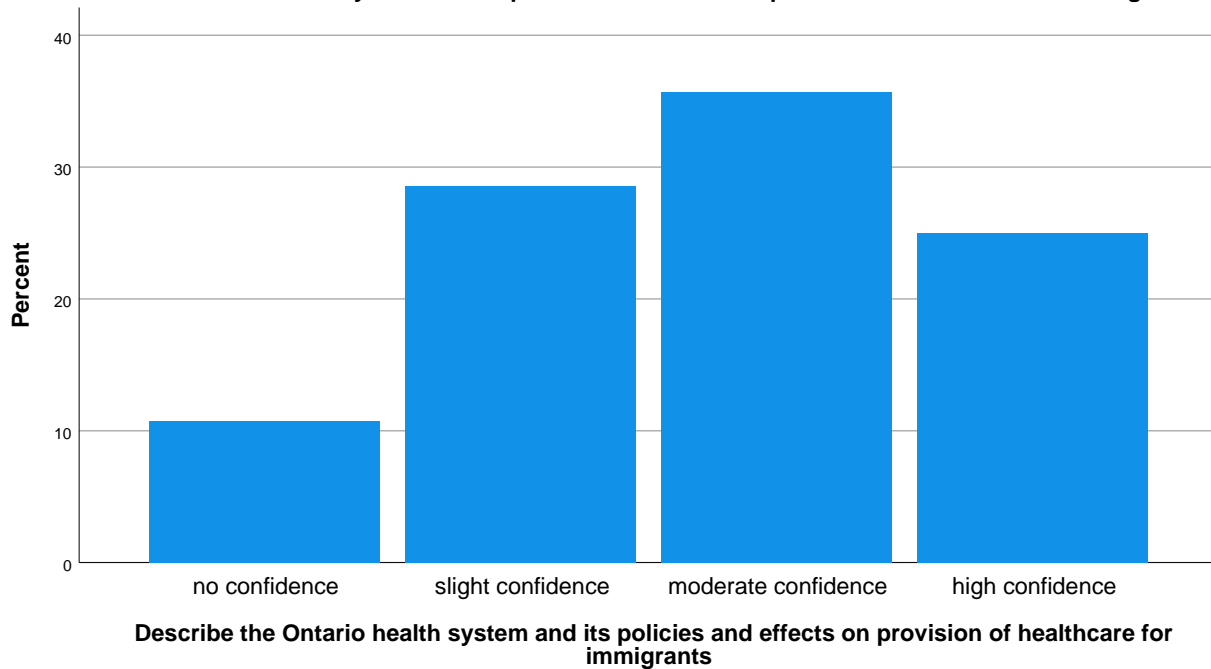
Describe the Ontario health system and its policies and effects on provision of healthcare for immigrants

N	Valid	28
	Missing	0
Median		2.00
Mode		2
Range		3

**Describe the Ontario health system
and its policies and effects on
provision of healthcare for immigrants**

	N	%
no confidence	3	10.7%
slight confidence	8	28.6%
moderate confidence	10	35.7%
high confidence	7	25.0%

Describe the Ontario health system and its policies and effects on provision of healthcare for immigrants



Knowledge of the roles and relationships of the major entities influencing your communities' health and development (e.g., Ministries, departments, corporations)

Statistics

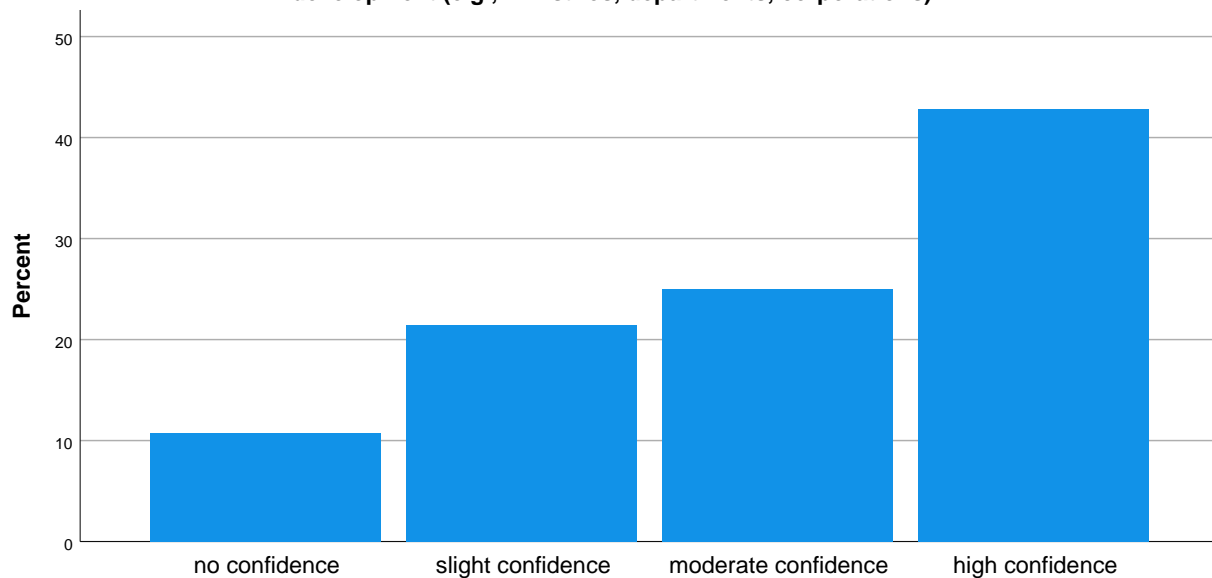
Knowledge of the roles and relationships of the major entities influencing your communities' health and development (e.g., Ministries,

N	Valid	28
	Missing	0
Median		2.00
Mode		3
Range		3

Knowledge of the roles and relationships of the major entities influencing your communities' health and development (e.g., Ministries, departments, corporations)

	N	%
no confidence	3	10.7%
slight confidence	6	21.4%
moderate confidence	7	25.0%
high confidence	12	42.9%

Knowledge of the roles and relationships of the major entities influencing your communities' health and development (e.g., Ministries, departments, corporations)



Knowledge of the roles and relationships of the major entities influencing your communities' health and development (e.g., Ministries, departments, corporations)

Skills in policy analysis and policy development for immigrant access to healthcare services

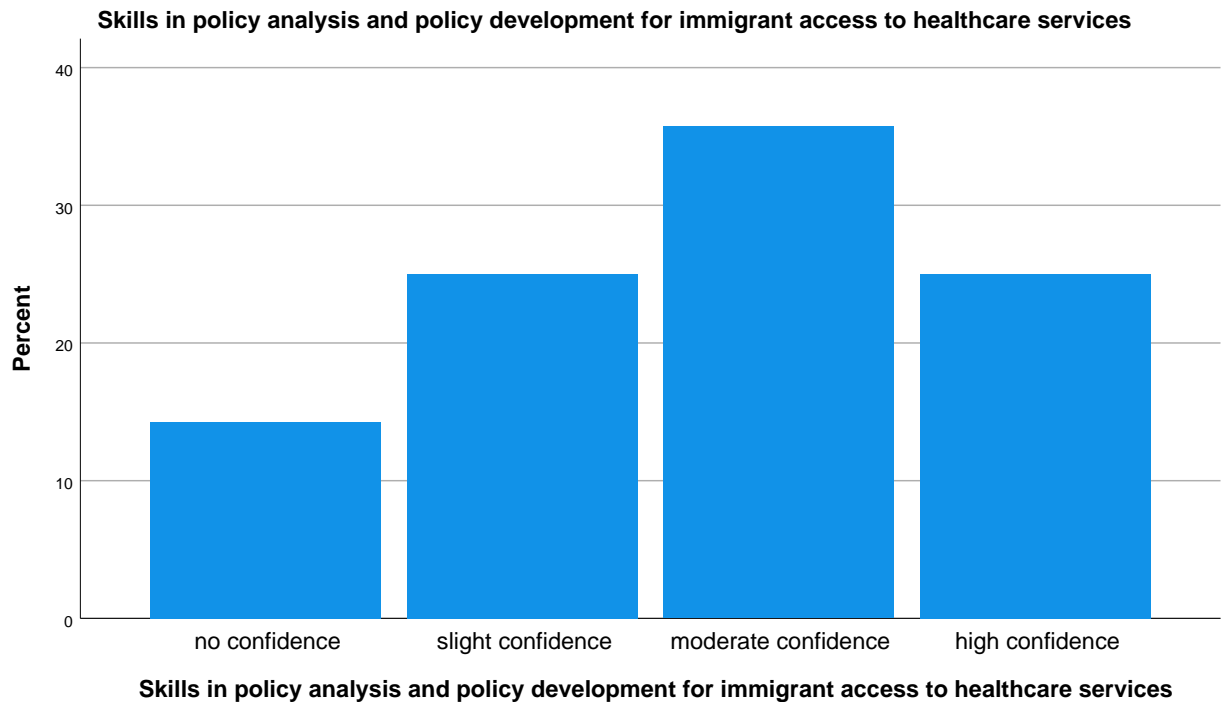
Statistics

Skills in policy analysis and policy development for immigrant access to healthcare services

N	Valid	28
	Missing	0
Median		2.00
Mode		2
Range		3

Skills in policy analysis and policy development for immigrant access to healthcare services

	N	%
no confidence	4	14.3%
slight confidence	7	25.0%
moderate confidence	10	35.7%
high confidence	7	25.0%



Skills to create opportunities to access federal decision-makers concerning health services for immigrants and newcomers in the community

Statistics

Skills to create opportunities to access federal decision-makers concerning health services for immigrants and newcomers in the community

N	Valid	27
	Missing	1
Median		2.00
Mode		2
Range		3

Skills to create opportunities to access federal decision-makers concerning health services for immigrants and newcomers in the community

	N	%
no confidence	5	17.9%
slight confidence	6	21.4%
moderate confidence	11	39.3%
high confidence	5	17.9%
Missing System	1	3.6%

Skills to create opportunities to access federal decision-makers concerning health services for immigrants and newcomers in the community



Skills to create opportunities to access federal decision-makers concerning health services for immigrants and newcomers in the community

Skills to create opportunities to access provincial decision-makers concerning health services for immigrants and newcomers in the community

Statistics

Skills to create opportunities to access provincial decision-makers concerning health services for immigrants and newcomers in the co

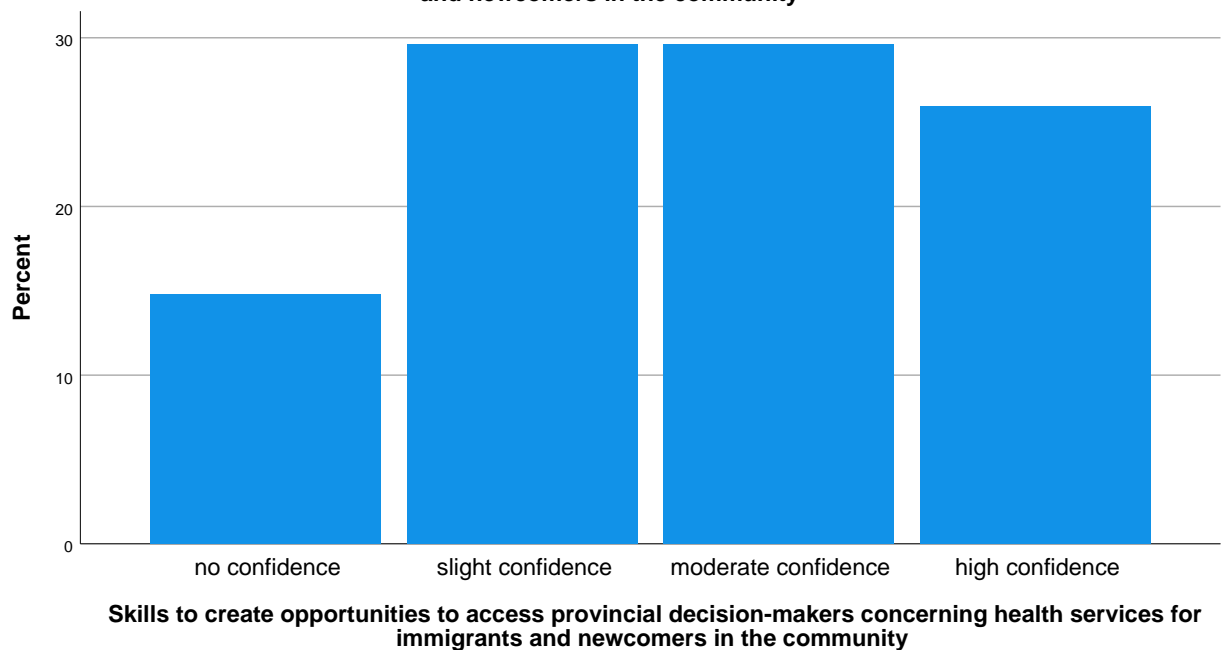
N	Valid	27
	Missing	1
Median		2.00
Mode		1 ^a
Range		3

a. Multiple modes exist.
The smallest value is
shown

Skills to create opportunities to access provincial decision-makers concerning health services for immigrants and newcomers in the community

	N	%
no confidence	4	14.3%
slight confidence	8	28.6%
moderate confidence	8	28.6%
high confidence	7	25.0%
Missing System	1	3.6%

Skills to create opportunities to access provincial decision-makers concerning health services for immigrants and newcomers in the community



Skills to create opportunities to access municipal decision-makers concerning health services for immigrants and newcomers in the community

Statistics

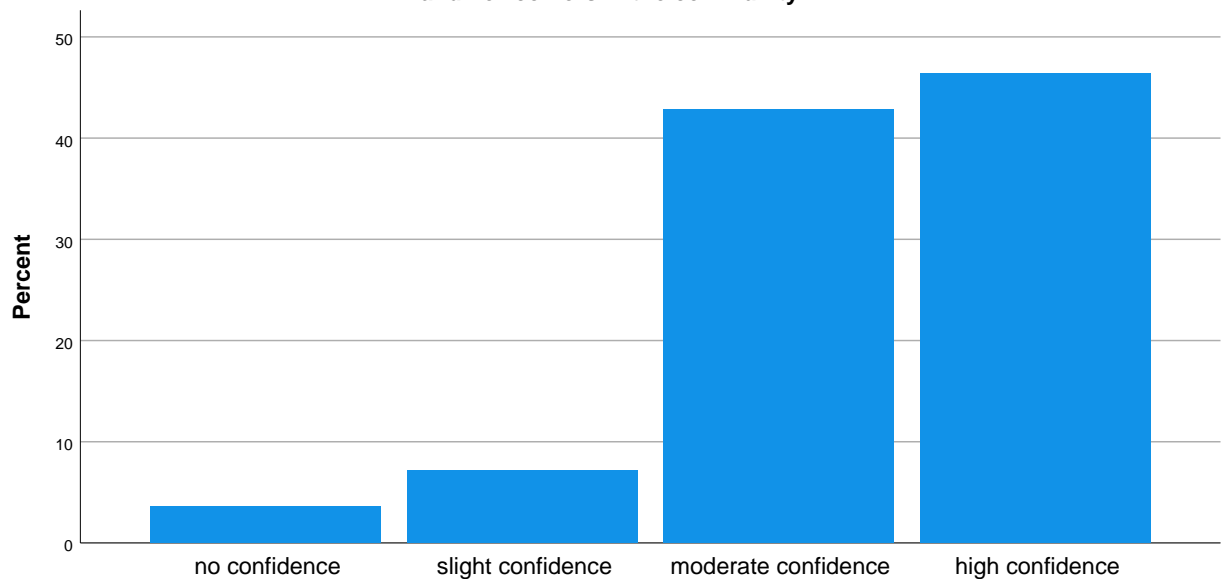
Skills to create opportunities to access municipal decision-makers concerning health services for immigrants and newcomers in the community

N	Valid	28
	Missing	0
Median		2.00
Mode		3
Range		3

Skills to create opportunities to access municipal decision-makers concerning health services for immigrants and newcomers in the community

	N	%
no confidence	1	3.6%
slight confidence	2	7.1%
moderate confidence	12	42.9%
high confidence	13	46.4%

Skills to create opportunities to access municipal decision-makers concerning health services for immigrants and newcomers in the community



Skills to create opportunities to access municipal decision-makers concerning health services for immigrants and newcomers in the community

Skills to create opportunities to access organizational/community/other decision-makers concerning health services for immigrants and newcomers

Statistics

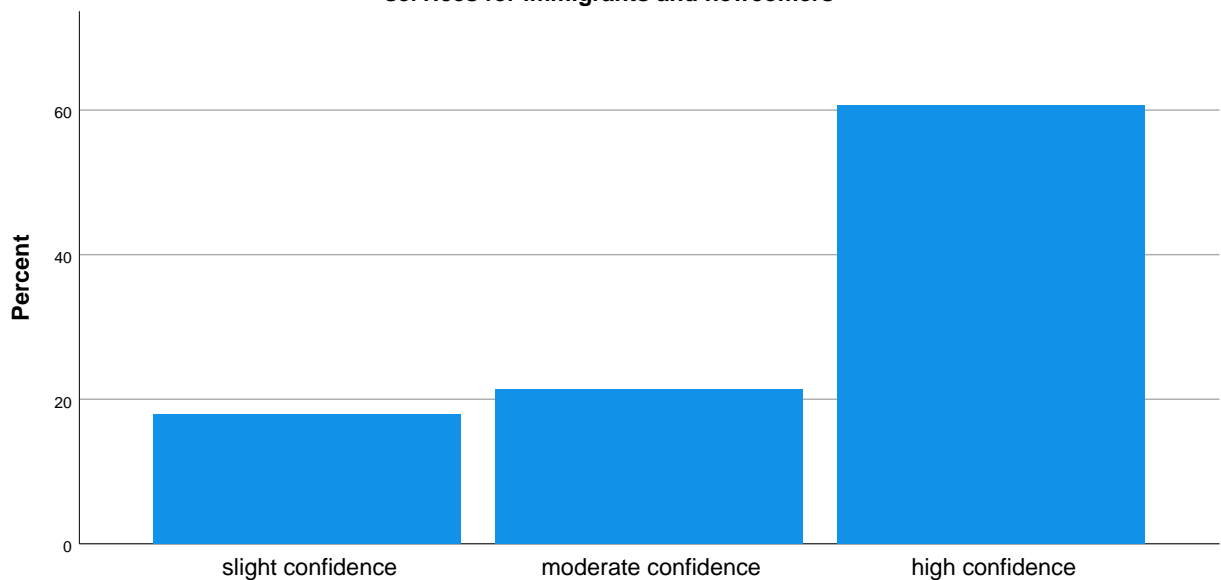
Skills to create opportunities to access organizational/community/other decision-makers concerning health services for immigrants and newcomers

N	Valid	28
	Missing	0
Median		3.00
Mode		3
Range		2

Skills to create opportunities to access organizational/community/other decision-makers concerning health services for immigrants and newcomers

	N	%
slight confidence	5	17.9%
moderate confidence	6	21.4%
high confidence	17	60.7%

Skills to create opportunities to access organizational/community/other decision-makers concerning health services for immigrants and newcomers



Skills to create opportunities to access organizational/community/other decision-makers concerning health services for immigrants and newcomers

Develop approaches to gain access to immigrant communities served

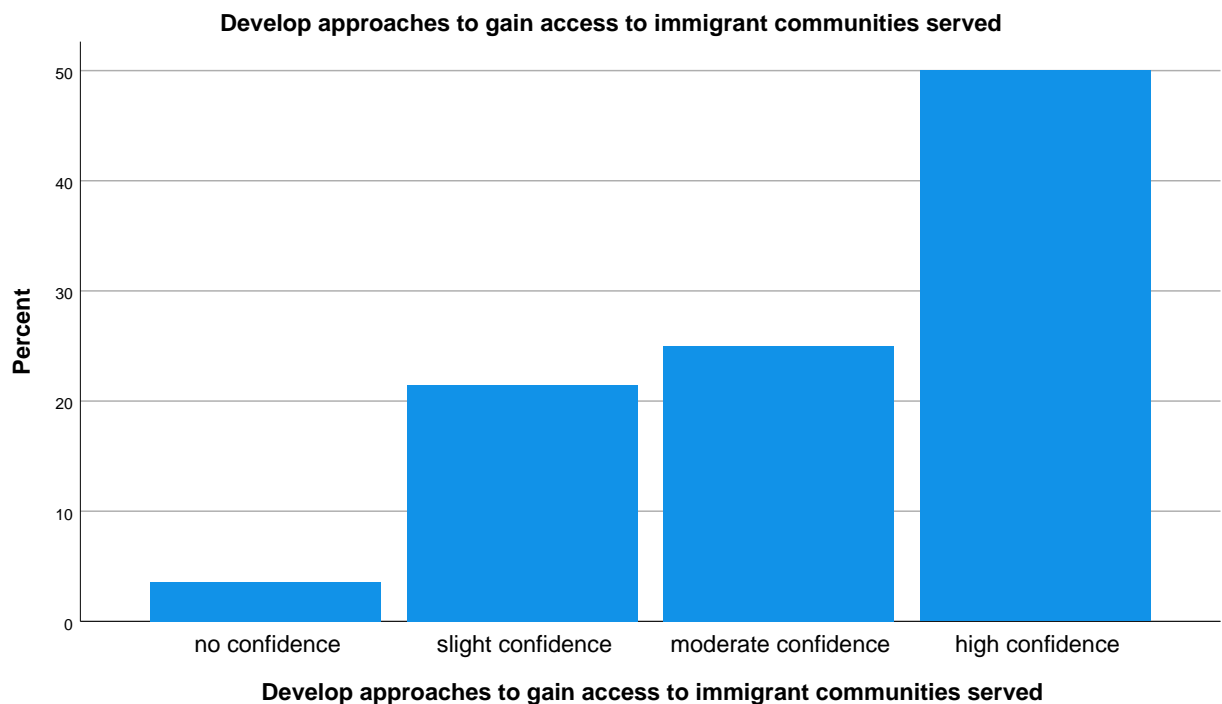
Statistics

Develop approaches to gain access to immigrant communities served

N	Valid	28
	Missing	0
Median		2.50
Mode		3
Range		3

Develop approaches to gain access to immigrant communities served

	N	%
no confidence	1	3.6%
slight confidence	6	21.4%
moderate confidence	7	25.0%
high confidence	14	50.0%



Demonstrate diplomacy and build trust with community partners working in the health sector

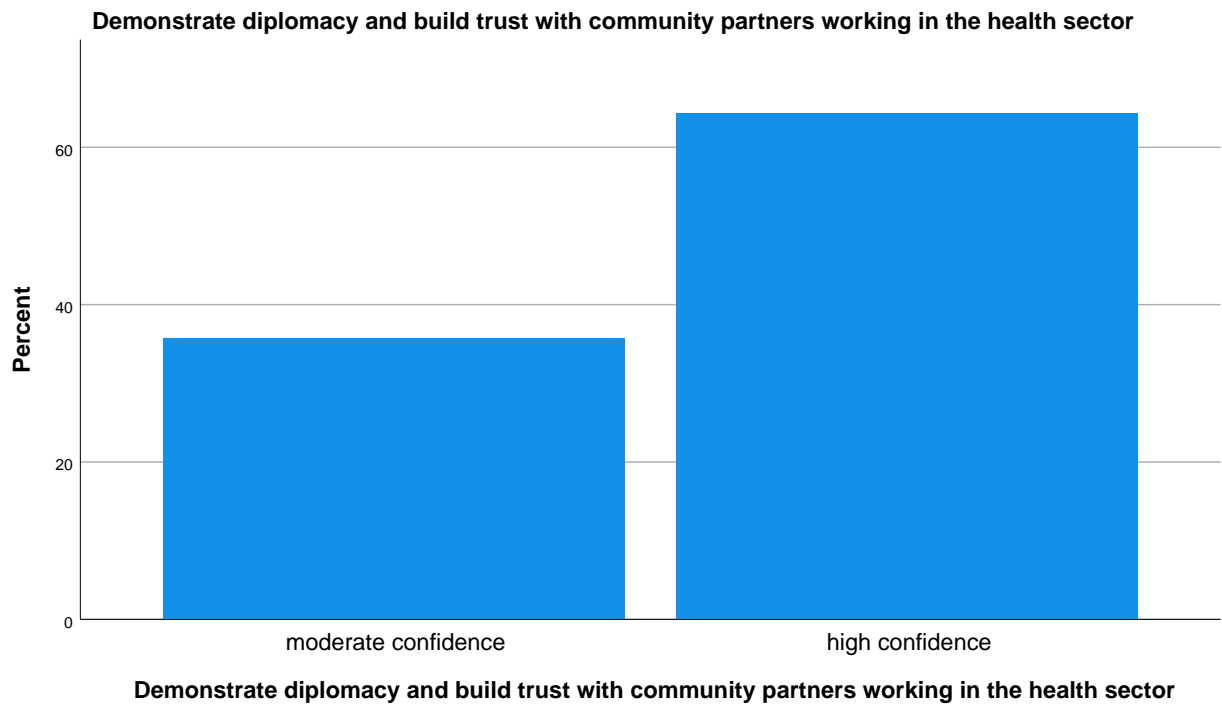
Statistics

Demonstrate diplomacy and build trust with community partners working in the health sector

N	Valid	28
	Missing	0
Median		3.00
Mode		3
Range		1

Demonstrate diplomacy and build trust with community partners working in the health sector

	N	%
moderate confidence	10	35.7%
high confidence	18	64.3%



Skills to build coalitions to work collectively on access to healthcare issues

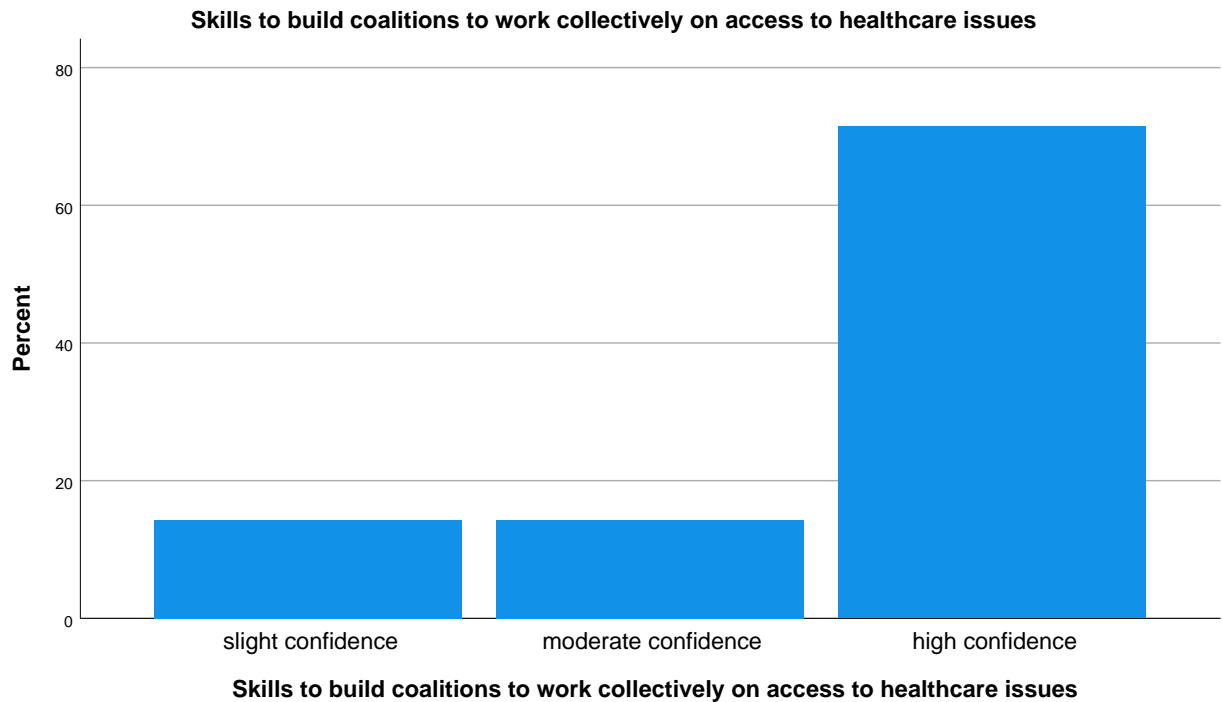
Statistics

Skills to build coalitions to work collectively on access to healthcare issues

N	Valid	28
	Missing	0
Median		3.00
Mode		3
Range		2

Skills to build coalitions to work collectively on access to healthcare issues

	N	%
slight confidence	4	14.3%
moderate confidence	4	14.3%
high confidence	20	71.4%



Cocreate strategies with the community to strengthen community capabilities, and contribute to reduction in health differences and improvement of community health

Statistics

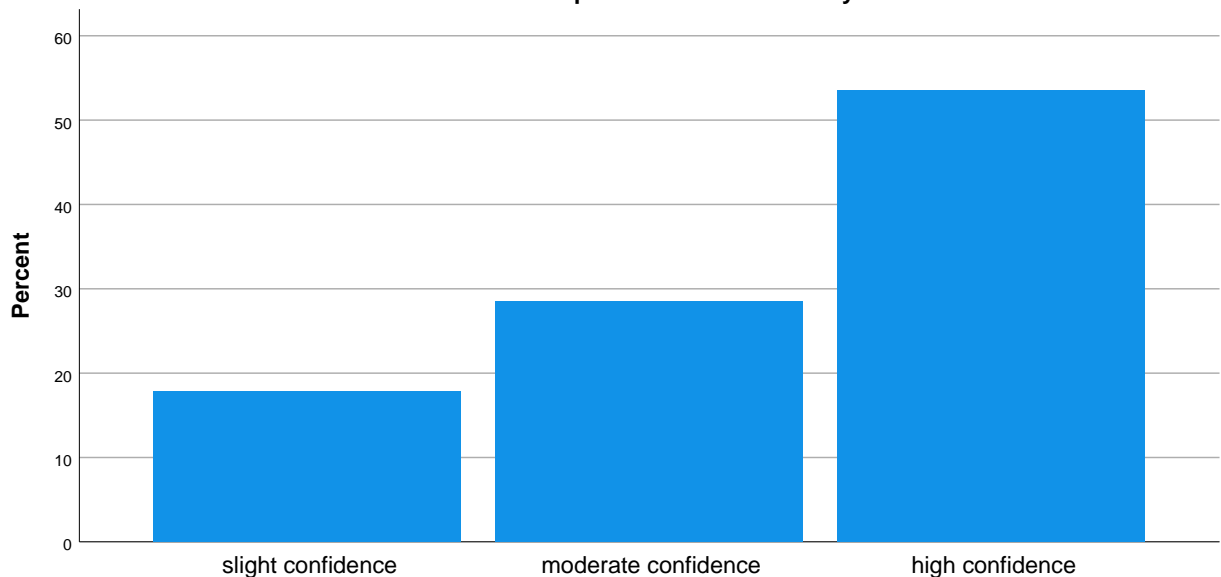
Cocreate strategies with the community to strengthen community capabilities, and contribute to reduction in health differences and improvement of community health

N	Valid	28
	Missing	0
Median		3.00
Mode		3
Range		2

Cocreate strategies with the community to strengthen community capabilities, and contribute to reduction in health differences and improvement of community health

	N	%
slight confidence	5	17.9%
moderate confidence	8	28.6%
high confidence	15	53.6%

Cocreate strategies with the community to strengthen community capabilities, and contribute to reduction in health differences and improvement of community health



Cocreate strategies with the community to strengthen community capabilities, and contribute to reduction in health differences and improvement of community health

Skills in communication (e.g., to help create and operate immigrant and newcomer health campaigns and awareness-building material)

Statistics

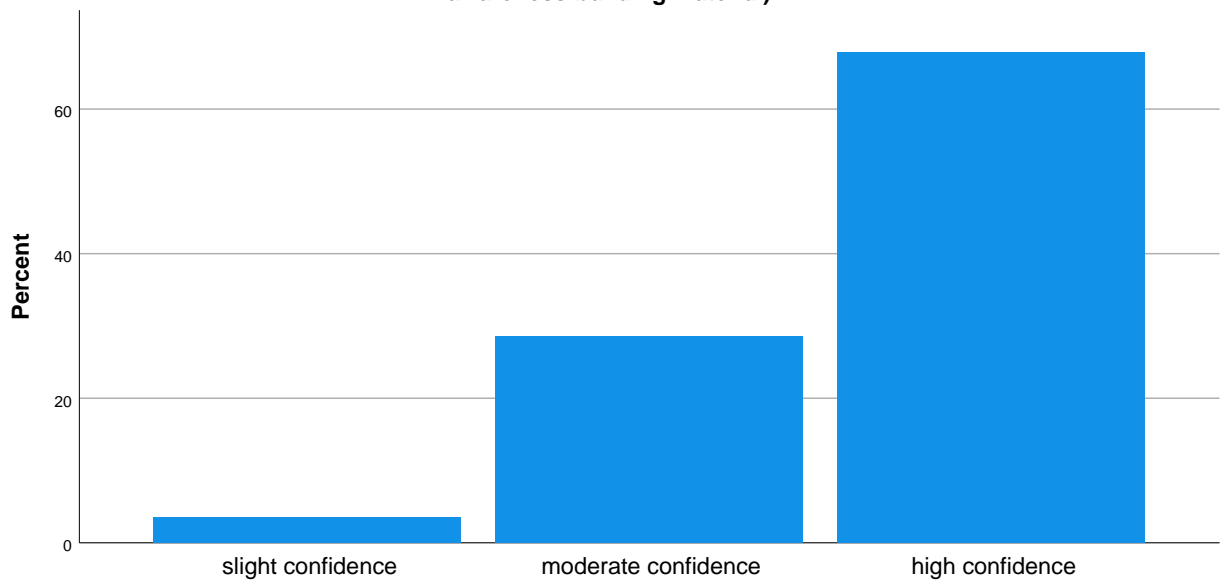
Skills in communication (e.g., to help create and operate immigrant and newcomer health campaigns and awareness-building material)

N	Valid	28
	Missing	0
Median		3.00
Mode		3
Range		2

Skills in communication (e.g., to help create and operate immigrant and newcomer health campaigns and awareness-building material)

	N	%
slight confidence	1	3.6%
moderate confidence	8	28.6%
high confidence	19	67.9%

Skills in communication (e.g., to help create and operate immigrant and newcomer health campaigns and awareness-building material)



Skills in communication (e.g., to help create and operate immigrant and newcomer health campaigns and awareness-building material)

Skills for knowledge brokering

Statistics

Skills for knowledge brokering

N	Valid	28
	Missing	0
Median		2.00
Mode		2
Range		3

Skills for knowledge brokering

	N	%
no confidence	1	3.6%
moderate confidence	14	50.0%
high confidence	13	46.4%

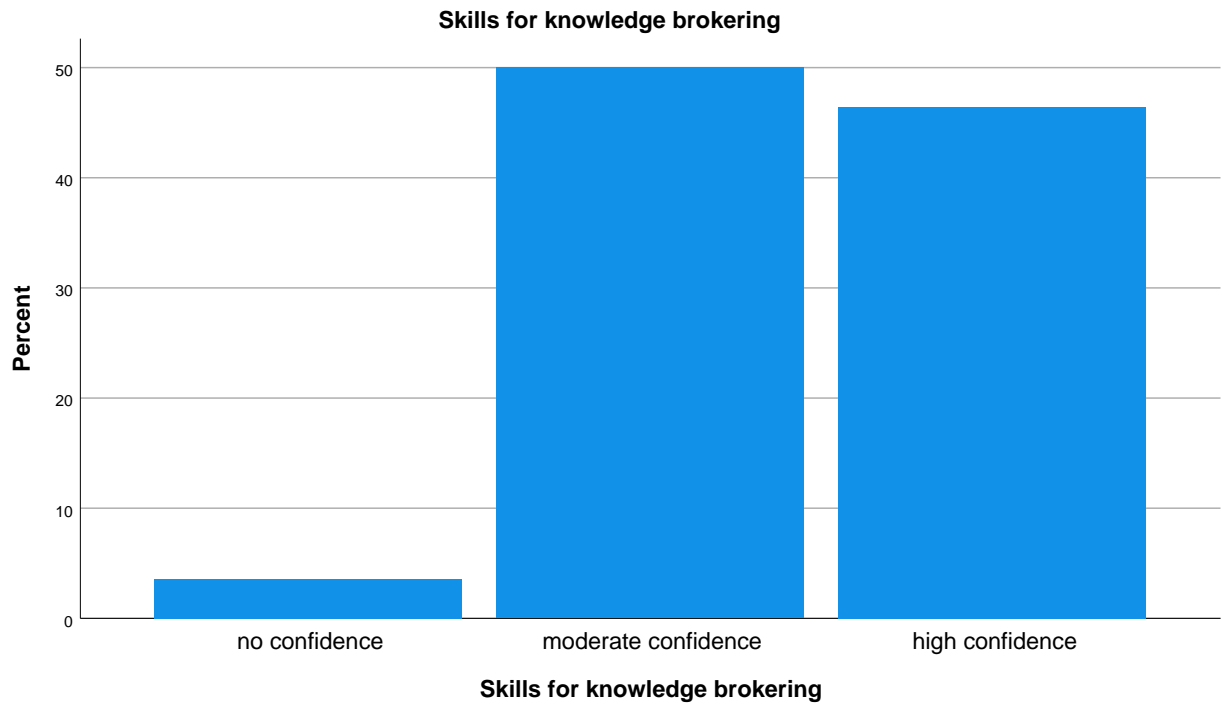


Exhibit interprofessional values that demonstrate respect for, and awareness of, the unique cultures, values, roles/responsibilities and expertise represented by other groups that work in the healthcare space

Statistics

Exhibit interprofessional values that demonstrate respect for, and awareness of, the unique cultures, values, roles/responsibilities and

N	Valid	28
	Missing	0
Median		3.00
Mode		3
Range		1

Exhibit interprofessional values that demonstrate respect for, and awareness of, the unique cultures, values, roles/responsibilities and expertise represented by other groups that work in the healthcare space

	N	%
moderate confidence	8	28.6%
high confidence	20	71.4%

Exhibit interprofessional values that demonstrate respect for, and awareness of, the unique cultures, values, roles/responsibilities and expertise represented by other groups that work in the healthcare space

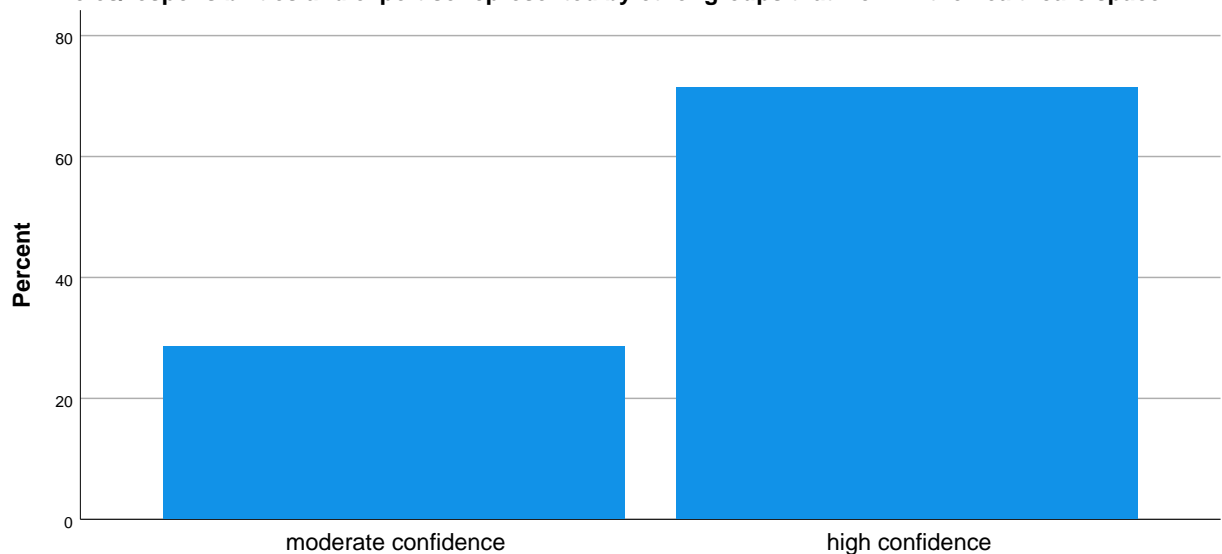


Exhibit interprofessional values that demonstrate respect for, and awareness of, the unique cultures, values, roles/responsibilities and expertise represented by other groups that work in the healthcare space

Apply leadership practices that support collaboration and team effectiveness

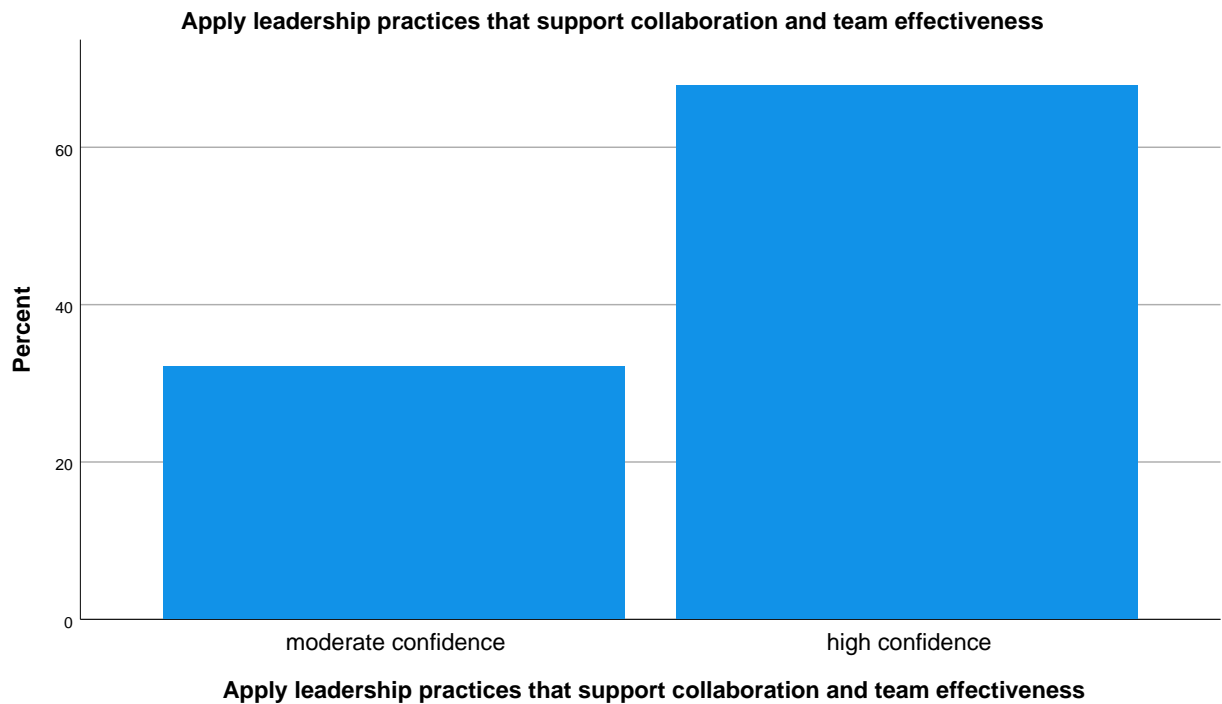
Statistics

Apply leadership practices that support collaboration and team effectiveness

N	Valid	28
	Missing	0
Median		3.00
Mode		3
Range		1

Apply leadership practices that support collaboration and team effectiveness

	N	%
moderate confidence	9	32.1%
high confidence	19	67.9%



Implement strategies to engage marginalized and vulnerable populations in making decisions that affect their health and well-being

Statistics

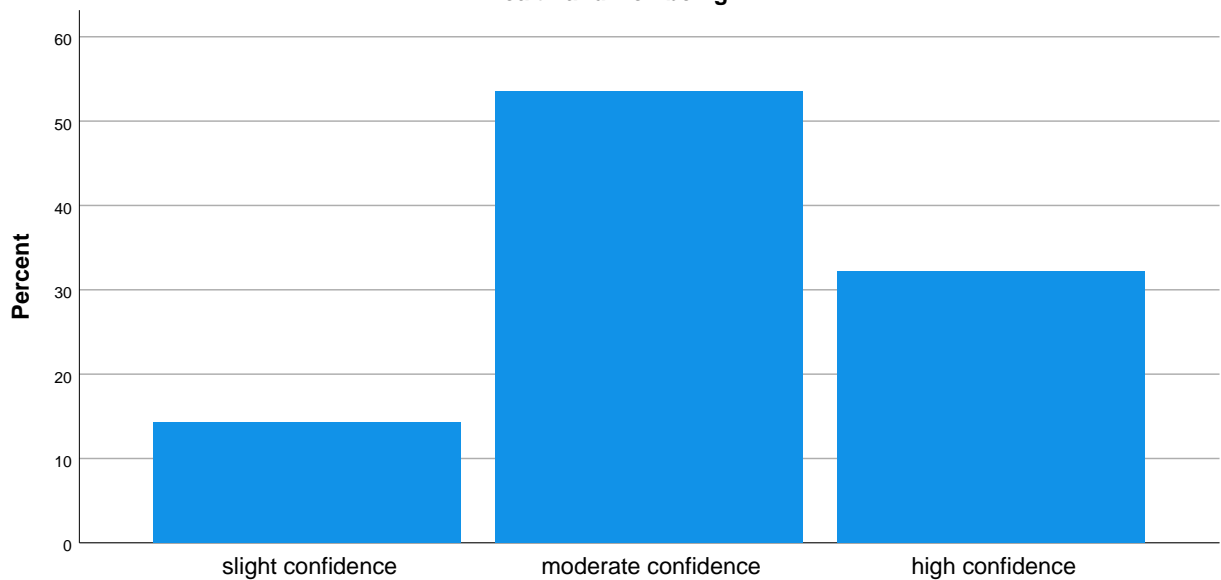
Implement strategies to engage marginalized and vulnerable populations in making decisions that affect their health and well-being

N	Valid	28
	Missing	0
Median		2.00
Mode		2
Range		2

**Implement strategies to engage
marginalized and vulnerable
populations in making decisions that
affect their health and well-being**

	N	%
slight confidence	4	14.3%
moderate confidence	15	53.6%
high confidence	9	32.1%

Implement strategies to engage marginalized and vulnerable populations in making decisions that affect their health and well-being



Implement strategies to engage marginalized and vulnerable populations in making decisions that affect their health and well-being

Conduct a community health needs assessment and identify partners in the service provision ecosystem that are best positioned to support this task

Statistics

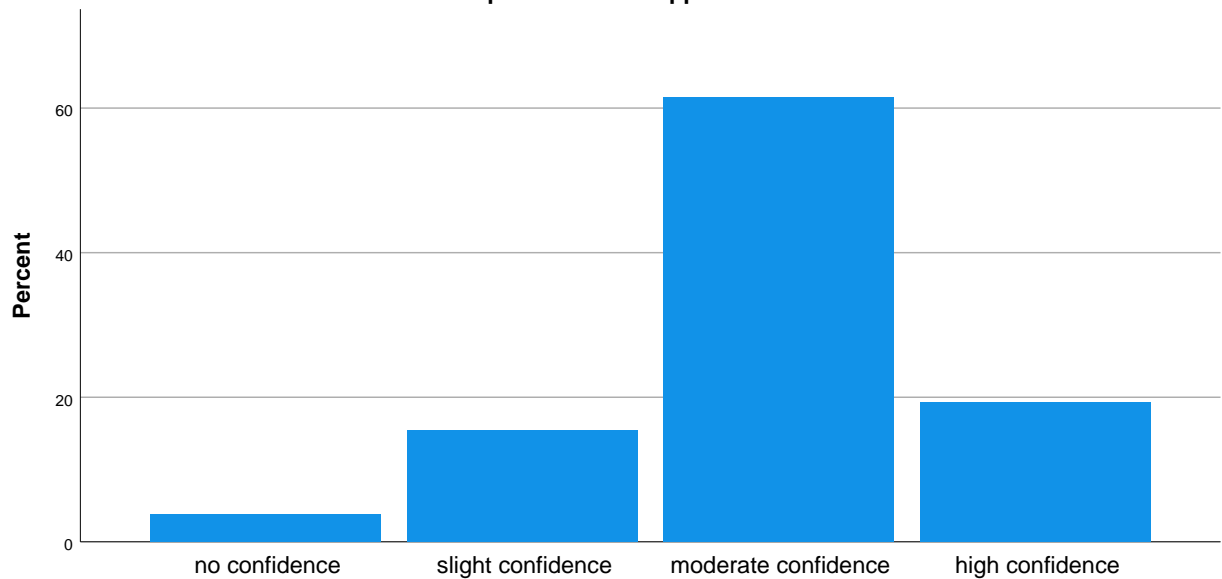
Conduct a community health needs assessment and identify partners in the service provision ecosystem that are best positioned to support this task

N	Valid	26
	Missing	2
Median		2.00
Mode		2
Range		3

Conduct a community health needs assessment and identify partners in the service provision ecosystem that are best positioned to support this task

	N	%
no confidence	1	3.6%
slight confidence	4	14.3%
moderate confidence	16	57.1%
high confidence	5	17.9%
Missing System	2	7.1%

Conduct a community health needs assessment and identify partners in the service provision ecosystem that are best positioned to support this task



Conduct a community health needs assessment and identify partners in the service provision ecosystem that are best positioned to support this task

Plan, implement, and evaluate an access to healthcare program

Statistics

Plan, implement, and evaluate an access to healthcare program

N	Valid	25
	Missing	3
Median		2.00
Mode		2
Range		3

Plan, implement, and evaluate an access to healthcare program

	N	%
no confidence	2	7.1%
slight confidence	7	25.0%
moderate confidence	12	42.9%
high confidence	4	14.3%
Missing System	3	10.7%

